


# 2017 Annual Golf Car Guide

**Golf Car News** is proud to present the 2017 Golf Car Guide. Created to be your reference all year, we have outlined new models and updated product offerings for a variety of golf car manufacturers. Take a look and discover why the golf car manufacturers continue to inspire us each year.



**Club Car, Inc.®**  
An Ingersoll Rand  
Company

P.O. Box 204658  
Augusta, GA 30917  
706-863-3000  
[www.clubcar.com](http://www.clubcar.com)

Model	Power	Length	Width	Frame	Body Material
Onward™ 2-pass	G	92"	48.75"	Alumicore™	Dupont Surlyn® Reflections & TPO
Onward™ 4-pass	G	108"	48.75"	Alumicore™	Dupont Surlyn® Reflections & TPO
Onward™ Lifted 4-pass	G	114"	44"	Alumicore™	Dupont Surlyn® Reflections & TPO
Precedent™	G	91.5"	47.25"	Ladder-style aluminum box beam	Molded-in color
Precedent™	E	91.5"	47.25"	Ladder-style aluminum box beam	Molded-in color
Precedent™ 4 FUN 4-pass	E	144"	47.25"	Ladder-style aluminum box beam	Molded-in color

**Features:** Meet the new Onward™ PTV, a personal transportation vehicle that you can configure to match your active lifestyle. Just add the features you need, whether you'll be transporting children, running errands, RVing, tailgating, or heading to the beach, tennis courts or golf course. Gas Onward™ PTVs feature an automotive-style single-cylinder overhead cam engine with EFI. It delivers superior power, torque and hill-climbing ability, and uses up to 50% less fuel than some competitors. (Images shown include optional upgrades.)



**Columbia®**,  
A Member of the Nordic  
Group of Companies

2505 Industrial Street  
Leesburg, FL 34748  
352-323-4966  
www.parcars.com

Model	Power	Length	Width	Frame	Body Material
Eagle LSV/PTV	E	103.5"	46"	Tubular steel	Polymer/composite
Legacy LSV/PTV	E	94"	45"	Tubular steel	Tubular steel
Summit 2 LSV	E	98"	51"	Tubular steel	Polymer/composite
Summit 4 LSV	E	123"	51"	Tubular steel	Polymer/composite
Shuttle – 6 Passenger	E	120"	42.5"	Tubular steel	Polymer/composite

**Features:** Rhino-Tuff<sup>SM</sup> RIM molded plastic polymer front body integrated to console with five-year warranty, rear body made of high-impact, high-density composite (Eagle features polymer rear body), lifetime warranty on frame. All Columbia models now feature PURE ELECTRIC POWER – Class H temperature rated, separately excited motors, 48-volt, 350-500-amp solid-state controller system with pedal proportional regenerative braking. Eagle, Legacy and Summit models feature adjustable bucket seating. LSV ( Low Speed Vehicle )/NEV ( Neighborhood Electric Vehicle) available on most models, meets National Highway Safety Standards for low-speed vehicles for use on secondary public roads and golf courses with a maximum speed of 25mph, retractable seat belts, windshield, suntop, mirrors, head-tail-brake lights and turn signals. Contact your dealer for details.

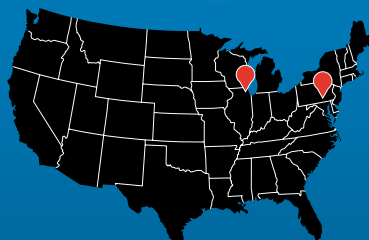
# Two Locations To Better Serve You!

# BIG NEWS!

Flight Systems Industrial Products (FSIP) located in Carlisle, PA is excited to announce that it has acquired ARS Solutions, LLC located in Addison, Illinois.

———— Same great service, faster ship times! ————

80 S Fairbank St Ste 7  
Addison, IL 60101  
708-546-3763 • 1-800-804-5711



1015 Harrisburg Pike  
Carlisle, PA 17013  
717-254-3747 • 1-800-333-1194

New & Remanufactured Electronics • Friendly Customer Service • Availability



**Flight Systems Industrial Products**  
www.fsip.biz





**E-Z-GO®**,  
A Textron Company  
451 Marvin Griffin Rd.  
Augusta, GA 30906  
800-241-5855  
www.ezgo.com

Model	Power	Length	Width	Frame	Body Material
RXV	E/G	94.5"	47"	Welded tubular steel	Injection-molded TPO
TXT 48	E	93"	47"	Welded tubular steel	Injection-molded TPO
TXT	G	93"	47"	Welded tubular steel	Injection-molded TPO
Freedom RXV	E/G	94.5"	47"	Welded tubular steel	Injection-molded TPO
Freedom TXT	E/G	93.5"	47"	Welded tubular steel	Injection-molded TPO
Shuttle 2+2 RXV	E/G	105.5"	47"	Welded tubular steel	Injection-molded TPO
Shuttle 2+2 TXT	E/G	103"	47"	Welded tubular steel	Injection-molded TPO
2Five (2-passenger)	E	94.8"	47.3"	Welded tubular steel	Injection-molded TPO
2Five (4-passenger)	E	107.1"	47.3"	Welded tubular steel	Injection-molded TPO

**Standard Features:** \*All RXV models feature independent A-arm front suspension with coilover shock and ergonomically designed console with center-mounted cup, ball and tee holders. Electric models feature 48-volt AC powertrain, and full-time regenerative braking with downhill speed control and automatically applied parking brake. \*All TXT models feature ergonomically designed console with integrated cup, ball and tee holders. TXT electric models feature 48-volt DC powertrain with regenerative braking and customizable performance settings. \*All gas-powered models feature Kawasaki 13-hp, single-cylinder OHV engine with hemispheric combustion chamber. \*All Freedom models feature headlights, taillights and brake lights, horn, DC-to-DC converter (electric only) and sweater basket. \*All Shuttle 2+2 models feature rear-facing bench seating for two people, headlights, taillights and brake lights, horn, DC-to-DC converter (electric only), and state-of-charge meter (electric) or fuel meter (gas). \*2Five is street-legal LSV with 48-volt AC electric powertrain with full-time regenerative braking, four-wheel hydraulic disc brakes, headlights, taillights, brake lights, and turn signals, rearview mirrors, speedometer, odometer, state-of-charge meter, three-point seat belts, automotive safety-glass windshield, horn, locking glove box, integrated cup holders, front bucket seats with center console storage, 360-degree energy transfer bumpers, and D.O.T. rated radial tires.



E-Z-GO Freedom RXV. (ezgo.com)



E-Z-GO Freedom TXT



Garia Courtesy 4+2 Roadster



## Garia Inc® U.S. Office

13810 Hollister Road, Suite 150  
Houston, Texas 77086  
281-923-0291  
www.garia.com

Model	Power	Length	Width	Frame	Body Material
Garia Golf (2-seater)	E	92"	48"	L.W. Treated Aluminum	Molded Plastic
Garia Golf 2+2 (4-seater)	E	104.6"	48"	L.W. Treated Aluminum	Molded Plastic
Garia Golf Roadster	E	92"	48"	L.W. Treated Aluminum	Molded Plastic
Garia Via (2 seater)	E	92"	48"	L.W. Treated Aluminum	Molded Plastic
Garia Via 2+2 (4-seater)	E	104.6"	48"	L.W. Treated Aluminum	Molded Plastic
Garia Mansory Edition (2-seater)	E	92"	48"	L.W. Treated Aluminum	Carbon Fiber
Garia Mansory Edition 2+2 (4-seater)	E	104.6"	48"	L.W. Treated Aluminum	Carbon Fiber
Garia Mansory Edition Roadster	E	92"	48"	L.W. Treated Aluminum	Carbon Fiber
Garia Mansory Edition LSV (2-seater)	E	92"	48"	L.W. Treated Aluminum	Carbon Fiber
Garia Mansory Edition LSV 2+2 (4-seater)	E	104.6"	48"	L.W. Treated Aluminum	Carbon Fiber
Garia Courtesy 4+2	E	144"	48"	Hot Dipped Galvanized Steel	Molded Plastic
Garia Courtesy 4+2 Roadster	E	144"	48"	Hot Dipped Galvanized Steel	Molded Plastic

**Standard Features:** Garia is the ultimate luxury golf and leisure car. An entirely new construction made from the finest components, the Garia is the most car-like vehicle in its class in terms of quality, handling and comfort. Featuring a large range of options from a built-in refrigerator to real carbon fiber body parts and leather seats, the Garia can be personalized to your specific taste. Available as a golf car and street legal LSV call Via both in 2-and 4-passenger versions (golf car also as roadster). Standard equipment includes; AC motor, aluminum frame, hydraulic brake system onboard charger, digital cluster with all warning symbols, hand-stitched seats, lights front and rear including high/low beam headlamps, turn and brake signals, lockable storage room in front and six 8-volt lead acid batteries with water filler system.



The Garia Monaco is the ideal luxury vehicle for golf, leisure and street use. (gariacar.com)



The Garia Special Edition. Inspired by the Mercedes-Benz Style Edition Garia Golf Car. (garia.com)





Single Rider Golf Car (golfxpress.com)



Outdoor Mobility Car (golfxpress.com)



**Golf  
Xpress®**

4400 West M - 61, PO Box 768  
Standish, MI 48658  
989-846-6255  
www.golfxpress.com

Model	Power	Length	Width	Frame	Body Material
GX4	E	62"	35"	Powder-coated steel	UV-protected ABS or Polyethylene

**Standard Features:** The Golf Xpress features single-hand steering and control, 360° swivel seat with infinite stops, staggered tracking to minimize wear, wraparound bar for easy transfer and positioning, detachable front or rear bag holder, adjustable restraint system, transaxle drive with regenerative braking, automatic parking brake, and battery charger. Options: Two- or three-person forward control, flatbed, knee-drop seat system, wide seat, hunting package. Colors: White, camouflage, custom. The Golf Xpress cart aids in ADA compliance.



HDK Electric 4-passenger



Lifted HDK



**HDK  
Electric Vehicles**

2112 First Street  
Rosenburg, TX 77471  
281-342-1040  
www.hdkusa.com

Model	Power	Length	Width	Frame	Body Material
DEL3022G-36	E	92.52"	46.45"	Hot Dipped Zinc Steel	Injection Molded Plastic
DEL3022G-48	E	92.52"	46.45"	Hot Dipped Zinc Steel	Injection Molded Plastic
DEL3022GH	E	106.3"	46.45"	Hot Dipped Zinc Steel	Injection Molded Plastic
DEL3022G2Z	E	102.75"	46.45"	Hot Dipped Zinc Steel	Injection Molded Plastic
DEL3042G	E	124"	46.45"	Hot Dipped Zinc Steel	Injection Molded Plastic
DEL3042G2Z	E	134.25"	46.45"	Hot Dipped Zinc Steel	Injection Molded Plastic
DEL2022DL	E	92.52"	49.6"	Hot Dipped Zinc Steel	Injection Molded Plastic
DEL2042D	E	124"	49.6"	Hot Dipped Zinc Steel	Injection Molded Plastic
DEL6042K	E	114.1"	67.9"	Hot Dipped Zinc Steel	Injection Molded Plastic

**Standard Features:** All models include independent front suspension, rear drum brakes, coilover front shocks, headlights, taillights, turn signals, brake lights, state of charge meter, 205x50x10 tires on aluminum mag wheels, onboard charger, Curtis Regen controller, ADC motors, 48- or 36-volt to 12-volt voltage reducer, horn, reverse beeper, side mirrors on both sides, speedometer, retractable seat belts (except on 36V) and three-year limited warranty.


**LVTong USA, LLC**

731 Silverado Trails  
Rosenburg, TX 77471  
281-342-1040  
www.AdvancedEVusa.com



Model	Volts	Power	Length	Width	Frame	Body Material
Golf Cart & People Mover: A2Fleet	36	E	96"	48"	Powder Coated Steel	Automotive PP Material
Golf Cart & People Mover: A2	36	E	96"	48"	Powder Coated Steel	Automotive PP Material
Golf Cart & People Mover: A2+2	36	E	108"	48"	Powder Coated Steel	Automotive PP Material
Golf Cart & People Mover: A2	48	E	96"	48"	Powder Coated Steel	Automotive PP Material
Golf Cart & People Mover: A2+2	48	E	108"	48"	Powder Coated Steel	Automotive PP Material
Golf Cart & People Mover: A4	48	E	120"	48"	Powder Coated Steel	Automotive PP Material
Golf Cart & People Mover: A4+2	48	E	132"	48"	Powder Coated Steel	Automotive PP Material
Golf Cart & People Mover: A6	48	E	156"	48"	Powder Coated Steel	Automotive PP Material
Golf Cart & People Mover: A6+2	48	E	168"	48"	Powder Coated Steel	Automotive PP Material
Utility Vehicles: A2UT	48	E	120"	48"	Powder Coated Steel	Automotive PP Material
Utility Vehicles: A2H2	48	E	120"	48"	Powder Coated Steel	Automotive PP Material
Utility Vehicles: A2H8FB	48	E	120"	48"	Powder Coated Steel	Automotive PP Material
Shuttle Bus: S8	48	E	156"	60"	Powder Coated Steel	Automotive PP Material
Bubble Cars: S4HAF	48	E	144"	60"	Powder Coated Steel	Automotive PP Material
Bubble Cars: S4PAC	48	E	144"	60"	Powder Coated Steel	Automotive PP Material
Classic Cars: S8FB	48	E	204"	60"	Powder Coated Steel	Automotive PP Material
Classic Cars: A6F	48	E	168"	48"	Powder Coated Steel	Automotive PP Material
Shuttle Bus: S8	72	E	156"	60"	Powder Coated Steel	Automotive PP Material
Shuttle Bus: S11	72	E	168"	60"	Powder Coated Steel	Automotive PP Material
Shuttle Bus: S14	72	E	192"	60"	Powder Coated Steel	Automotive PP Material

**Standard Features:** All models have independent suspension, 4-wheel coil springs over shocks, rear drum brakes, reverse beeper. Except for the 36V Fleet, all vehicles have headlights, taillights, turn signals, brake lights, state of charge meter, side mirrors, speedometer, retractable seat belts, 205x50x10 tires on aluminum wheels, 48-or 36-volt to 12-volt voltage reducer, Procharge onboard charger, Curtis controller, ACD motors and three year limited warranty. Options: A-Series 48V vehicles may be fitted with lift kit, except for the A6F-48V. All 48V and 72V vehicles may be ordered with AC drive.

**WHOLESALE GOLF & UTILITY CARS AVAILABLE  
HUNDREDS IN STOCK & MORE ARRIVING DAILY!**

**OEM PARTS HEADQUARTERS  
OVER \$200,000 PARTS INVENTORY IN STOCK**

**ASK ABOUT  
VOLUME  
DISCOUNTS,  
FREE  
FREIGHT  
& FINANCE  
OPTIONS**

- TUNE-UP KITS
- ON BOARD COMPUTERS FOR CHARGING SYSTEMS
- CONTROLLERS
- STEERING & SUSPENSION
- BODY PARTS
- ENGINE REBUILD PARTS
- TRANSAXLE REBUILD PARTS
- SEAT COVERS

**FOR MORE INFORMATION ON OUR WHOLESALE CARS PLEASE CONTACT DENISE AT  
(631) 698-1400 EXT. 106 OR DENISE@FAIRWAYGOLFCAR.NET**

**FOR MORE INFORMATION ON PARTS PLEASE CONTACT LEO AT  
(631) 698-1400 EXT. 151 OR LEO@FAIRWAYGOLFCAR.NET**

# WWW.FAIRWAYGOLFCAR.NET

8 Commercial Boulevard, Medford, NY 11763 • Toll Free: (800) 234-0522 • (631) 698-1400 • Fax (631) 698-1273





## Star Electric Vehicles®

A Division of  
JH Global Services

378 Neely Ferry Rd.  
Simpsonville, SC 29680  
864-297-8833  
[www.starev.com](http://www.starev.com)

Model	Power	Length	Width	Frame	Body Material
Classic 36-2	E	94"	47"	Steel	Plastic
Classic 36-2+2	E	115"	47"	Steel	Plastic
Classic 48-2	E	94"	47"	Steel	Plastic
Classic 48-2+2	E	115"	47"	Steel	Plastic
Classic 48-4	E	123"	47"	Steel	Plastic
Classic 48-4+2	E	144"	47"	Steel	Plastic
Classic 48-6	E	153"	47"	Steel	Plastic
Classic 48-6+2	E	165"	47"	Steel	Plastic
Magellan 2-AC	E	94"	44"	Aluminum	Plastic
Magellan 2+2-AC	E	114"	44"	Aluminum	Plastic
Magellan 4-AC	E	123"	46"	Aluminum	Plastic
Magellan 4+2-AC	E	144"	46"	Aluminum	Plastic
Sport 2+2	E	116"	52"	Steel	Plastic
Sport 4+2	E	138"	52"	Steel	Plastic
Diablo 2+2	E	112"	47"	Aluminum	Plastic
Diablo 4+2	E	148"	53"	Aluminum	Plastic

**Standard Features:** 19.5 mph top speed, LSV-compatible (all except Classic 36-2 and 36-2+2), headlights, taillights, brake lights, turn signals, reverse beep, horn, battery indicator, parking brake, regenerative braking, tinted flip windshield, 12V accessory port. Standard colors on Classic and Sport: Black, Navy Blue, Red, White. Premium colors on Classic and Sport: Almond Pearl, Metallic Green, Metallic Silver, Yellow. Standard colors on Magellan and Diablo: Black, Metallic Silver, Ocean Blue, Passion Red, White.



## THE E-MERGE SERIES

E2 SE - E2 LE - E2 SS - E4 LE - SS COUPE



**Tomberlin®**

2505 Industrial Street  
Leesburg, FL 34748  
352-323-4966  
www.tomberlin.net

Model	Power	Length	Width	Frame	Body Material
E2 LSV/PTV	E	94.5"	47.2"	Steel	Injected Molded Plastic
E2 LE LSV/PTV	E	94.5"	47.2"	Steel	Injected Molded Plastic
E2 48SS LSV/PTV	E	94.5"	47.2"	Steel	Injected Molded Plastic
E4 LE LSV/PTV	E	126.7"	47.2"	Steel	Injected Molded Plastic

**Standard Features:** All-models: 3-point safety belts, rear view mirrors, headlights with high/low beams and hazard, speedometer, odometer, built-in SMART charger, lockable rear trunk, AC drive with emergency brake, windshield wiper and automotive-style glass windshield. LE & SS: bolstered seats and luxury cup holder and steering wheel. SS: 12" wheels and custom badges. E4: 4 forward facing seats. All models also available as PTVs. Handbrake has been eliminated on 2016-Up models replaced with automatic parking brake. E2: equipped with 6 8-volt batteries, all other models equipped with 8 6-volt batteries for extended range.



# FOR SALE

**-30- L.S.V.**

**CT&T E ZONE ELECTRIC CARS**

**YEAR: 2009-2010 (NEW Never Sold or Used)**

### FEATURES:

Power Windows • Heater / Blower • Electric Trunk Switch  
Delta Q Chargers • Lighted Dash • Radio • Glove Box  
Dome Light • Much More

**Original MSRP: \$11,000 - \$12,000 each**

**\$2,250 each Take All**

**Plus 9 Parts Cars FREE**

**EMAIL: ElectricCarsCR@aol.com**







**Yamaha®**


1270 Chastain Road  
Kennesaw, GA 30144  
866-747-4027  
www.yamahagolfcar.com

Model	Power	Length	Width	Frame	Body Material
The Drive <sup>2</sup> QuietTech EFI	G	93.6"	47.3"	HybriCore Chassis*	Thermoplastic Olefin
The Drive <sup>2</sup> PowerTech AC	E	93.6"	47.3"	HybriCore Chassis*	Thermoplastic Olefin
The Drive Carb	G	93.6"	47.3"	HybriCore Chassis*	Thermoplastic Olefin
The Drive DC	E	93.6"	47.3"	HybriCore Chassis*	Thermoplastic Olefin


**Standard Features:** \*(100% robotically welded automotive, ladder-style steel frame mated to a polypropylene structural floor). The Drive gas model provides as much as 12% better gas mileage than the competition while the electric model yields 10% less power usage than our previous model. The Drive gas model: Yamaha is the only golf car manufacturer that builds their own engines. The Yamaha built 357 cc, overhead valve, 4-stroke, low emission engine produces 11.4 horsepower and its splash-style, positive oil lubrication system eliminates the need for an oil pump and oil filter saving you the expense of purchasing new oil filters and the headache and environmental impact of having to dispose of used ones. The Drive electric model: Features the Yamaha IntelliPower system which includes one of the most powerful 48-volt motors in the industry and features a state of the art regenerative braking system. The Drive electric also comes equipped with the technologically advanced Genius based diagnostic and programming system allowing the cars speed and regenerative braking to be adjusted to best fit your course or terrain. Trojan batteries are available in six 8-volt or eight 6-volt configurations and are charged by the advanced Yamaha made battery charger. The chargers solid state FET design is completely electronic (not capacitor based like traditional chargers) uses less power out of the wall and doesn't hum like traditional ferro resonate chargers. The charger communicates and stores charging information with the Yamaha-built motor control unit and will not overcharge the batteries. Other features include premium tread tires, the largest bagwell/bagholder in the industry, a large, vinyl coated sweater basket and seven lustrous paint colors including Glacier, Garnet, Emerald, Carbon metallic, Bluestone metallic, Rich Brown metallic, Moonstone metallic, Sandstone metallic and Sunstone.

## New Digital Multifunction Charge Meter


Plug and Play for E-Z-GO® RXV® • Displays % of Charge  
Displays Total Pack Voltage • Displays Hours on Batteries



Percentage



Total Voltage



Total Hours

Meter works from controller using factory harness  
Very Accurate • Does Not Fog  
**DISTRIBUTOR WANTED**

**CALL: 404-543-0690 or**

**EMAIL: easygorxv12@att.net**